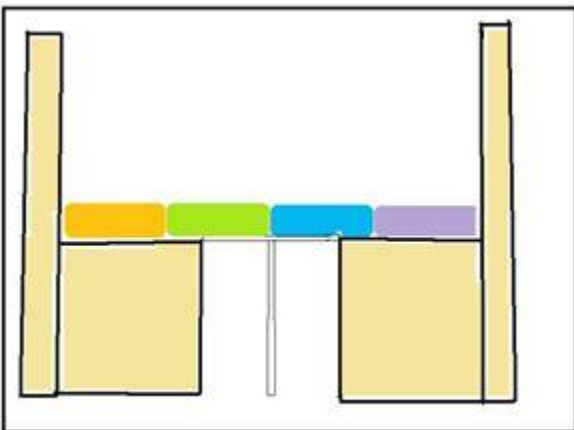


Information about DINETTE CUSHION COVERS

Your dinette area will generally have four cushions (2 back cushions and 2 seat cushions). EACH cushion must be carefully measured, as sometimes one side or the other is a different length or width to accommodate the layout of your camper. For the sake of simplifying, we will call the cushions A, B, C & D.

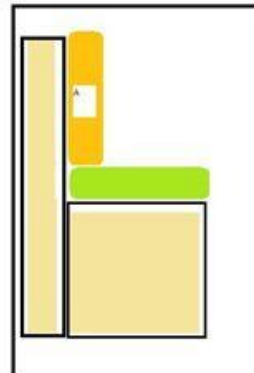
All 3 configurations slide flat (A, B, C, & D) for the bed layout when you lower your table.



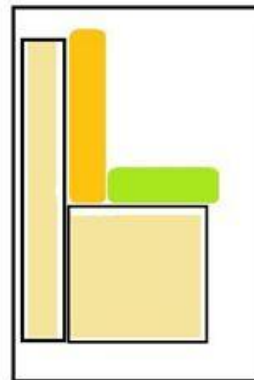
Your overall bed length (when the dinette table is lowered to be used as a bed) should equal the combined width of all 4 cushions when laying side by side together.

Keep in mind that there are three possible cushion configurations for the dinette area:

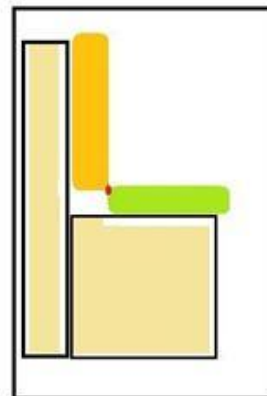
1. Back cushion on TOP of bottom cushion



2. Back cushion BEHIND bottom cushion



3. Cushions ATTACHED to each other (additional charge applies)



All 3 configurations slide flat (A, B, C, & D) for the bed layout when you lower your table.